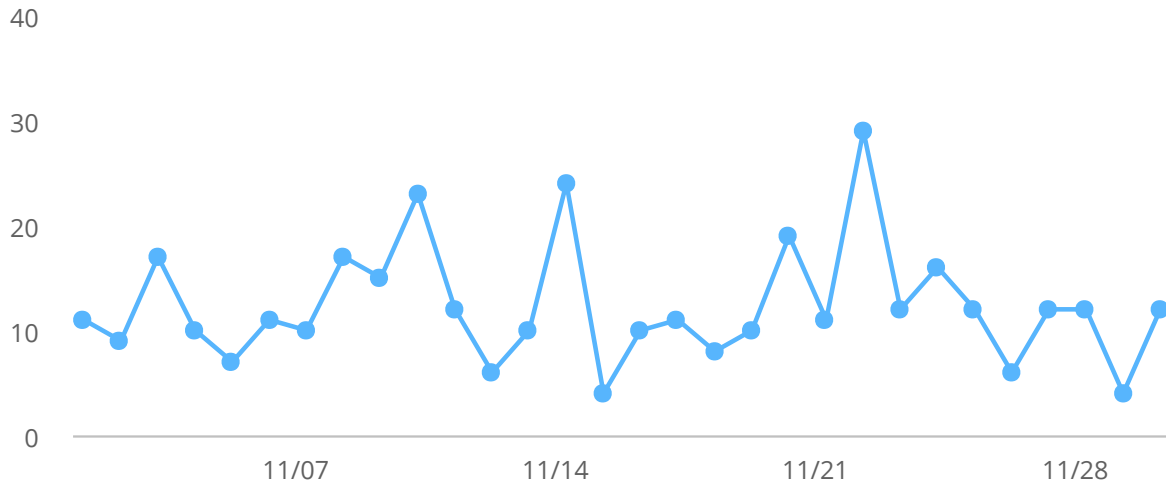


Visitor Numbers

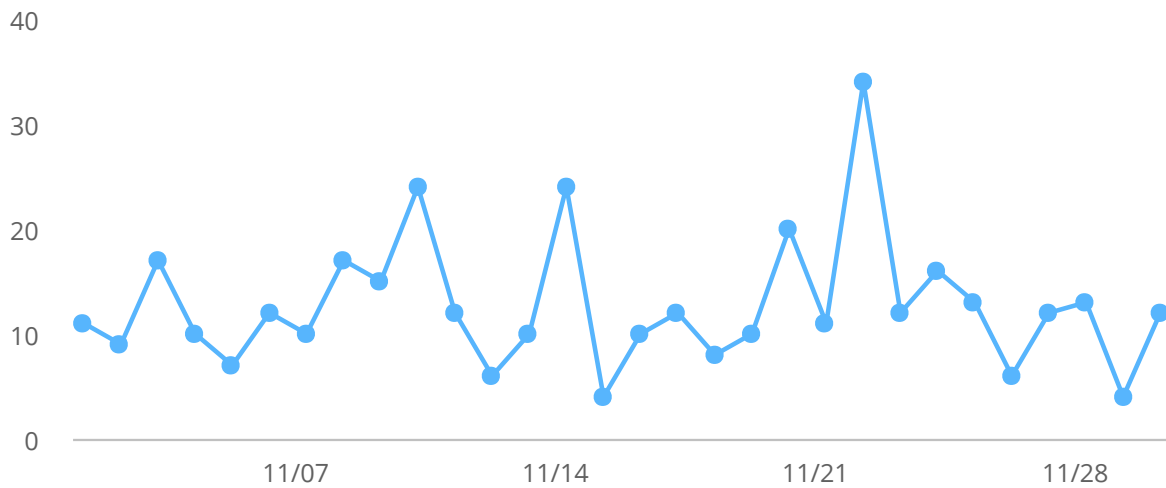
Visitors



Date	Visitors
11/01/22	11
11/02/22	9
11/03/22	17
11/04/22	10
11/05/22	7
11/06/22	11
11/07/22	10
11/08/22	17
11/09/22	15
11/10/22	23
11/11/22	12
11/12/22	6
11/13/22	10
11/14/22	24
11/15/22	4
11/16/22	10
11/17/22	11
11/18/22	8
11/19/22	10
11/20/22	19
11/21/22	11
11/22/22	29

Date	Visitors
11/23/22	12
11/24/22	16
11/25/22	12
11/26/22	6
11/27/22	12
11/28/22	12
11/29/22	4
11/30/22	12
Total	370

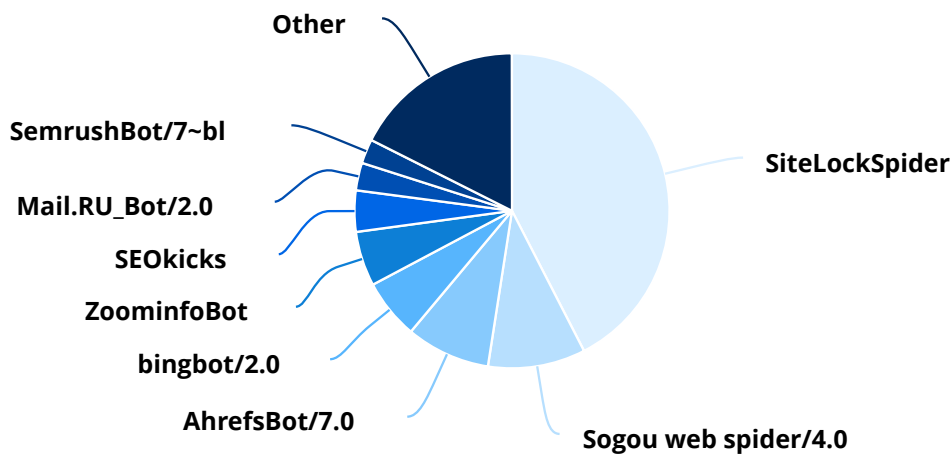
Sessions



Date	Sessions
11/01/22	11
11/02/22	9
11/03/22	17
11/04/22	10
11/05/22	7
11/06/22	12
11/07/22	10
11/08/22	17
11/09/22	15
11/10/22	24
11/11/22	12
11/12/22	6

Date	Sessions
11/13/22	10
11/14/22	24
11/15/22	4
11/16/22	10
11/17/22	12
11/18/22	8
11/19/22	10
11/20/22	20
11/21/22	11
11/22/22	34
11/23/22	12
11/24/22	16
11/25/22	13
11/26/22	6
11/27/22	12
11/28/22	13
11/29/22	4
11/30/22	12
Total	381

Search Engine Robots



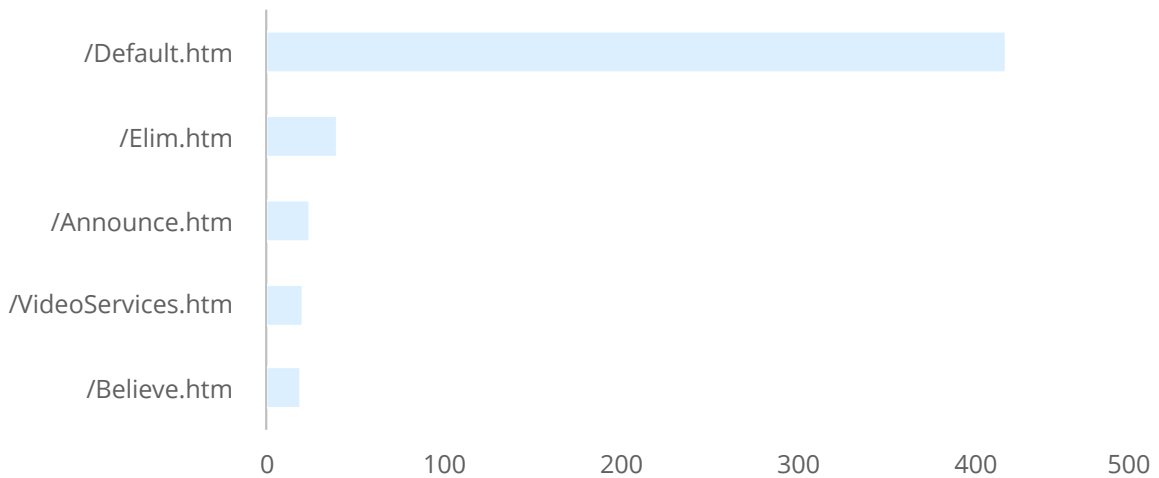
Search Engine Robots	Sessions	Percentage
SiteLockSpider	780	42.44%
Sogou web spider/4.0	184	10.01%

Search Engine Robots	Sessions	Percentage
AhrefsBot/7.0	159	8.65%
bingbot/2.0	113	6.15%
ZoominfoBot	103	5.60%
SEOkicks	78	4.24%
Mail.RU_Bot/2.0	52	2.83%
SemrushBot/7~bl	46	2.50%
MJ12bot/v1.4.8	44	2.39%
panscient.com	32	1.74%
PetalBot mobile	27	1.47%
Sidetrade indexer bot	26	1.41%
Googlebot-Mobile	22	1.20%
IonCrawl	20	1.09%
Orbbot/1.1	20	1.09%
intelx.io_bot	20	1.09%
LightspeedSystemsCrawler	18	0.98%
YandexBot/3.0	18	0.98%
Googlebot/2.1	16	0.87%
360Spider	10	0.54%
DuckDuckGo-Favicons-Bot/1.0	9	0.49%
Applebot/0.1	7	0.38%
SeznamBot/4.0-RC1	5	0.27%
Baiduspider/2.0	3	0.16%
ips-agent	3	0.16%
Baiduspider/2.0 mobile	2	0.11%
DF Bot 1.0	2	0.11%
DataForSeoBot/1.0	2	0.11%
Google-Read-Aloud	2	0.11%
Headless Chrome	2	0.11%
Mail.RU_Bot/Favicons/2.0	2	0.11%
Mail.RU_Bot/Robots/2.0	2	0.11%
MojeekBot/0.11	2	0.11%
WikiDo/1.1	2	0.11%
CCBot/2.0	1	0.05%
Dataprovider	1	0.05%
KStandBot/1.0	1	0.05%

Search Engine Robots	Sessions	Percentage
Neevabot/1.0	1	0.05%
fake Googlebot	1	0.05%
Total	1,838	100.00%

Page Analysis

Most Frequently Visited Pages



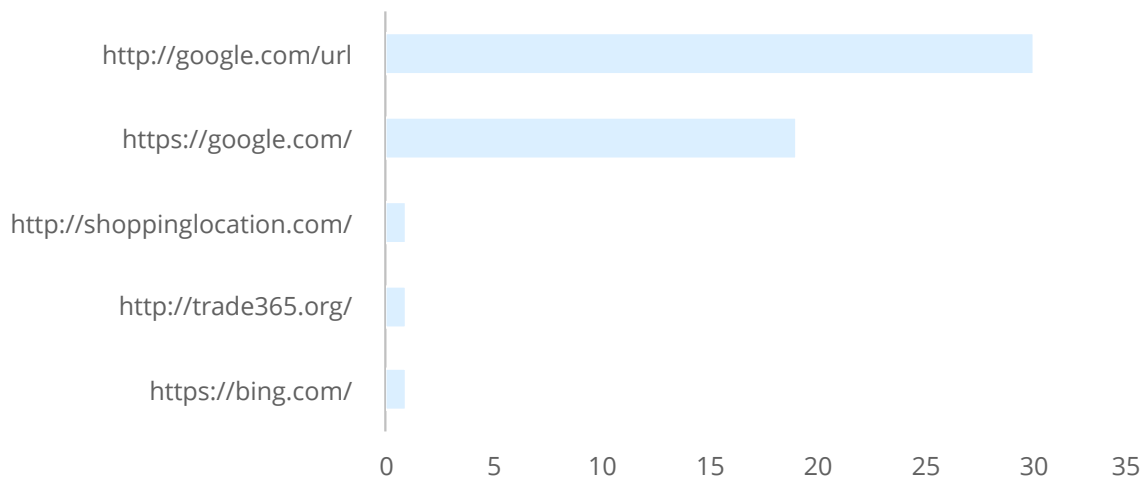
Pages	Sessions	Percentage
/Default.htm	418	58.46%
/Elim.htm	40	5.59%
/Announce.htm	24	3.36%
/VideoServices.htm	20	2.80%
/Believe.htm	19	2.66%
/St_Johns.htm	19	2.66%
/web_links.htm	19	2.66%
/M-Statement.htm	18	2.52%
/NewsletterIdx.htm	18	2.52%
/Offerings.htm	18	2.52%
/Sermons.htm	17	2.38%
/Video.htm	15	2.10%
/Worship.htm	15	2.10%
/Calendar.htm	14	1.96%
/Stats.htm	14	1.96%
/missions.htm	7	0.98%
/Elim-HISTORY.htm	6	0.84%

Pages	Sessions	Percentage
/Elim_M-Statement.htm	5	0.70%
/St_Johns-HISTORY.htm	4	0.56%
/StJohns_M-Statement.htm	2	0.28%
/Bulletins-old.htm	1	0.14%
/CalendarOld.htm	1	0.14%
/info.htm	1	0.14%
Total	715	100.00%

Keywords

No data is available for this report during the current time period.

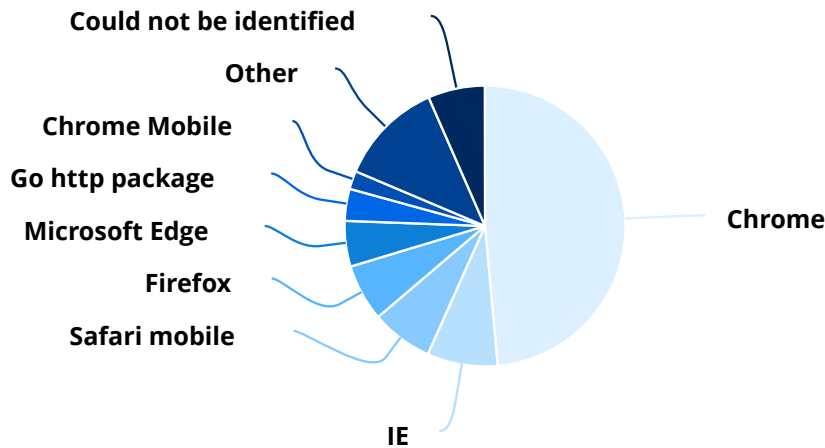
Referring Pages



Pages	Sessions
http://google.com/url	30
https://google.com/	19
http://shoppinglocation.com/	1
http://trade365.org/	1
https://bing.com/	1

Browsers & Systems

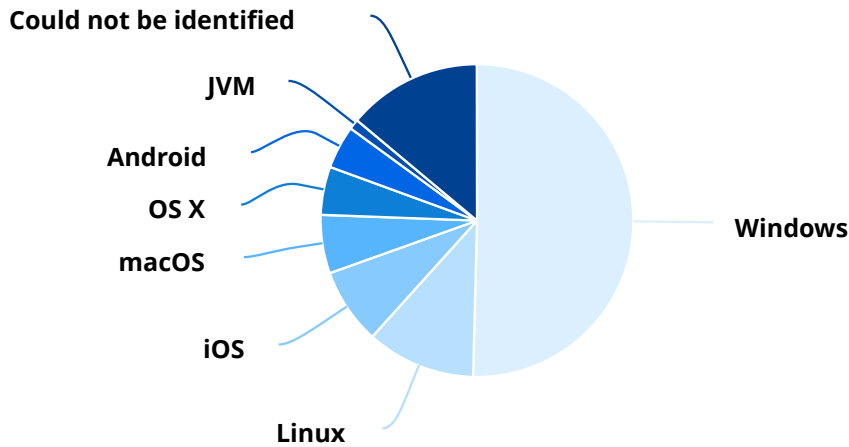
Browsers



Browsers	Sessions	Percentage
Chrome	185	48.56%
IE	31	8.14%
Safari mobile	27	7.09%
Firefox	25	6.56%
Microsoft Edge	20	5.25%
Go http package	14	3.67%
Chrome Mobile	8	2.10%
Python-requests	7	1.84%
Safari	7	1.84%
Android browser	6	1.57%
Opera	6	1.57%
Apache-HttpClient	4	1.05%
Mobile Samsung Browser	4	1.05%
aiohttp	3	0.79%
Google App	2	0.52%
Vivaldi	2	0.52%
got	2	0.52%
360 browser	1	0.26%
Screaming Frog SEO Spider	1	0.26%
cURL	1	0.26%
Could not be identified	25	6.56%

Browsers	Sessions	Percentage
Total	381	100.00%

Operating Systems



Operating Systems	Sessions	Percentage
Windows	192	50.39%
Linux	43	11.29%
iOS	30	7.87%
macOS	23	6.04%
OS X	19	4.99%
Android	17	4.46%
JVM	4	1.05%
Could not be identified	53	13.91%
Total	381	100.00%

Visitor Locations

Countries

Countries	Sessions	Percentage
United States	243	63.78%
China	30	7.87%
Russia	28	7.35%
Belgium	10	2.62%
India	10	2.62%
Ireland	8	2.10%
Canada	7	1.84%

Countries	Sessions	Percentage
Ukraine	5	1.31%
France	4	1.05%
Sweden	4	1.05%
Australia	3	0.79%
Germany	3	0.79%
South Korea	3	0.79%
Norway	3	0.79%
Philippines	3	0.79%
Argentina	2	0.52%
United Kingdom	2	0.52%
Japan	2	0.52%
Singapore	2	0.52%
Bangladesh	1	0.26%
Switzerland	1	0.26%
Finland	1	0.26%
Netherlands	1	0.26%
Pakistan	1	0.26%
Poland	1	0.26%
Portugal	1	0.26%
South Africa	1	0.26%
Could not be identified	1	0.26%
Total	381	100.00%

Continents

Continents	Sessions	Percentage
North America	250	65.62%
Europe	72	18.90%
Asia	52	13.65%
Oceania	3	0.79%
South America	2	0.52%
Africa	1	0.26%
Could not be identified	1	0.26%
Total	381	100.00%

Information about the evaluations

Visitors

This evaluation shows how many visitors accessed your website. Visitors are uniquely identified on the basis of the IP address and the browser ID. If a visitor goes to your website more than once a day, only one visitor is counted.

Sessions

This evaluation shows the number of sessions. A session starts when a visitor accesses your website and ends when he or she leaves it. A session ends automatically after 30 minutes without activity. If a visitor goes to your website more than once a day, multiple sessions are counted.

Search Engine Robots

This evaluation shows which search engine robots have accessed the pages of your website. Search engine robots automatically search the content of websites in order to keep search engine entries up to date.

Most Frequently Visited Pages

This evaluation shows which pages of your website were visited most often.

Keywords

This evaluation shows the keywords with which your website was most commonly found in search engines.

Referring Pages

This evaluation shows the websites from which visitors were transferred to your website.

Browsers

This evaluation shows which browsers visitors used to access your website. This way, you know which browsers to optimize your website for, for example.

Operating Systems

This evaluation shows which operating systems visitors used to access your website. This way, you know which operating systems are most popular with your visitors, for example, and you can optimize your website for these operating systems.

Countries

This evaluation shows the countries from which visitors accessed your website.

Continents

This evaluation shows the continents from which visitors accessed your website.