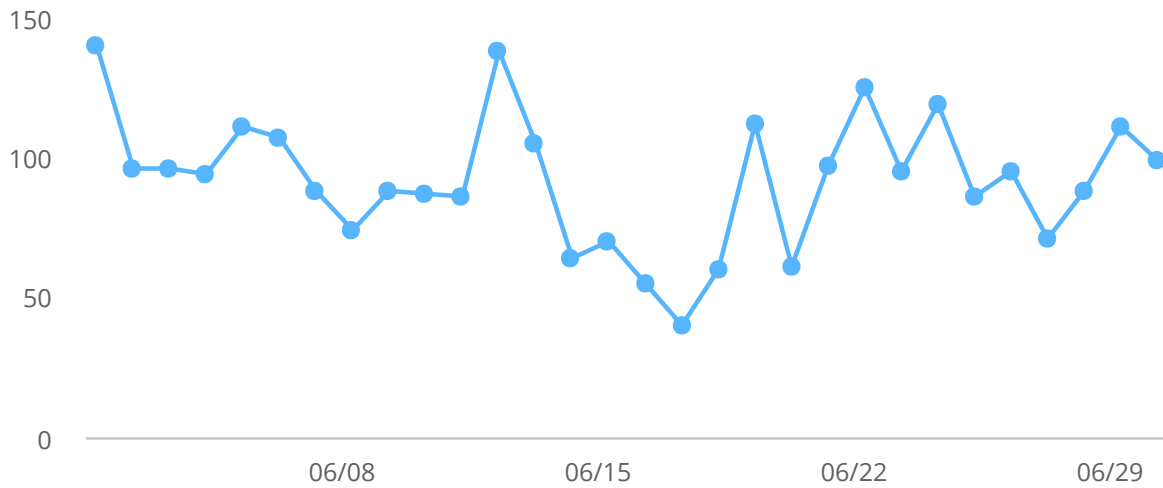


## Visitor Numbers

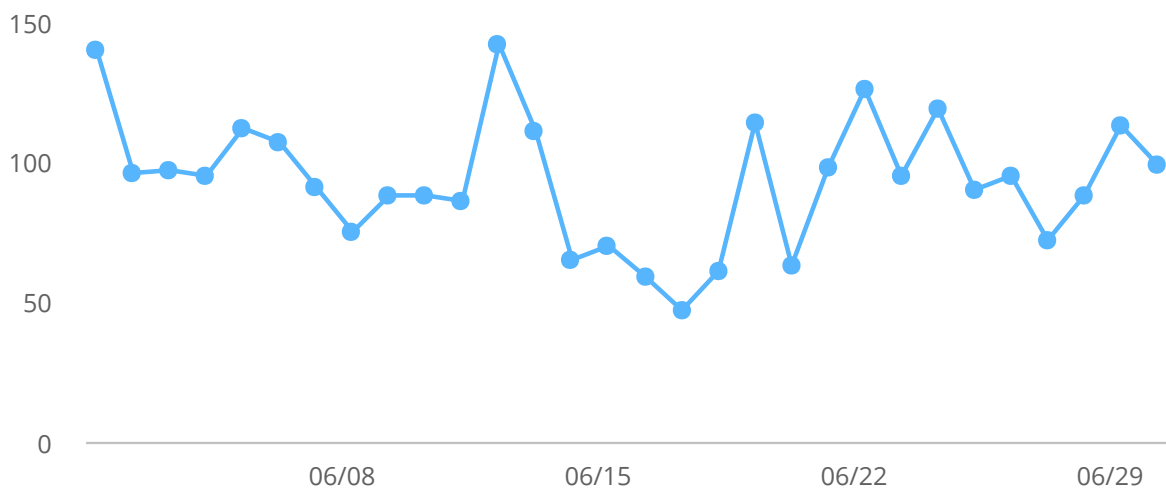
### Visitors



Date	Visitors
06/01/26	140
06/02/26	96
06/03/26	96
06/04/26	94
06/05/26	111
06/06/26	107
06/07/26	88
06/08/26	74
06/09/26	88
06/10/26	87
06/11/26	86
06/12/26	138
06/13/26	105
06/14/26	64
06/15/26	70
06/16/26	55
06/17/26	40
06/18/26	60
06/19/26	112
06/20/26	61
06/21/26	97
06/22/26	125

Date	Visitors
06/23/26	95
06/24/26	119
06/25/26	86
06/26/26	95
06/27/26	71
06/28/26	88
06/29/26	111
06/30/26	99
<b>Total</b>	<b>2,758</b>

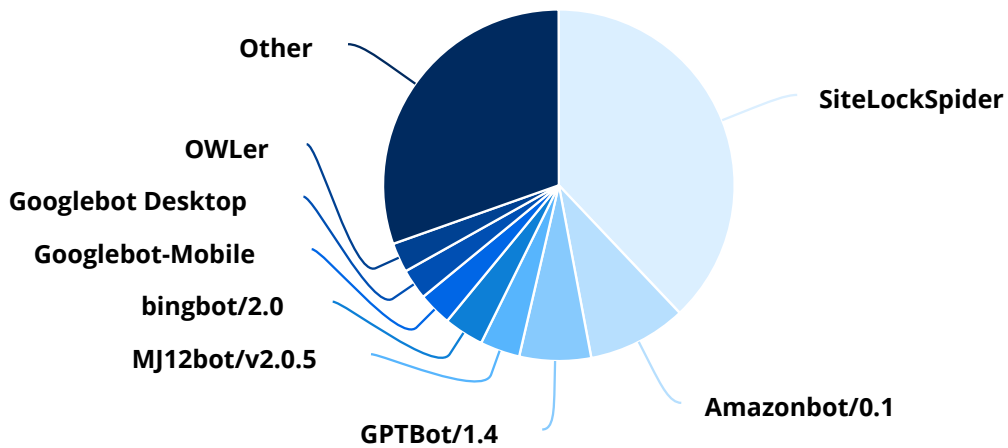
## Sessions



Date	Sessions
06/01/26	140
06/02/26	96
06/03/26	97
06/04/26	95
06/05/26	112
06/06/26	107
06/07/26	91
06/08/26	75
06/09/26	88
06/10/26	88
06/11/26	86
06/12/26	142

Date	Sessions
06/13/26	111
06/14/26	65
06/15/26	70
06/16/26	59
06/17/26	47
06/18/26	61
06/19/26	114
06/20/26	63
06/21/26	98
06/22/26	126
06/23/26	95
06/24/26	119
06/25/26	90
06/26/26	95
06/27/26	72
06/28/26	88
06/29/26	113
06/30/26	99
<b>Total</b>	<b>2,802</b>

## Search Engine Robots



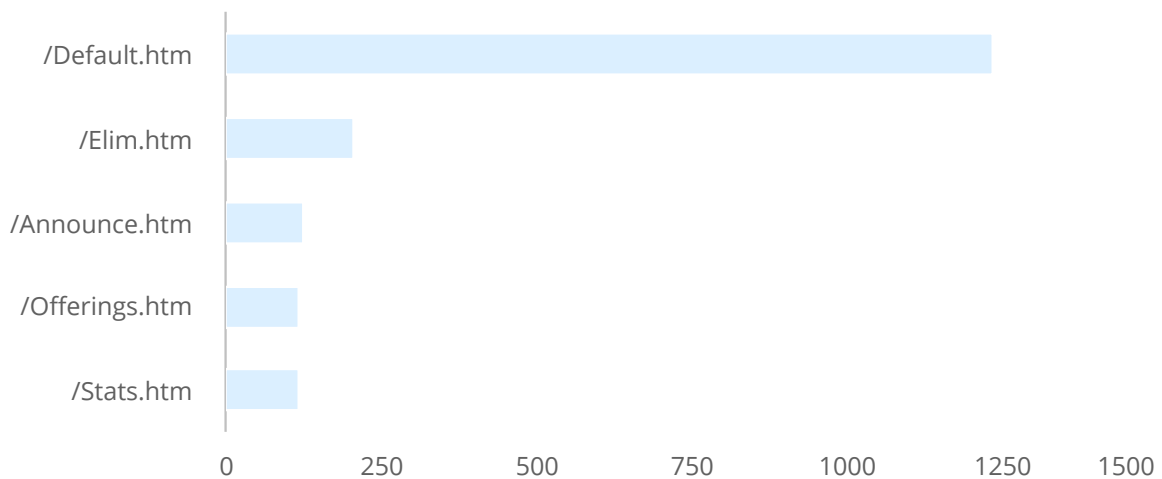
Search Engine Robots	Sessions	Percentage
SiteLockSpider	725	37.94%
Amazonbot/0.1	174	9.11%

Search Engine Robots	Sessions	Percentage
GPTBot/1.4	126	6.59%
MJ12bot/v2.0.5	70	3.66%
bingbot/2.0	70	3.66%
Googlebot-Mobile	59	3.09%
Googlebot Desktop	54	2.83%
OWLer	52	2.72%
PetalBot mobile	52	2.72%
panscient.com	47	2.46%
Scrapy/2.16.0	44	2.30%
intelx.io_bot	41	2.15%
ClaudeBot/1.0	30	1.57%
Sogou web spider/4.0	28	1.47%
SERankingBacklinksBot/1.0	27	1.41%
MJ12bot/v1.4.8	26	1.36%
SeekportBot	26	1.36%
Sidetrade indexer bot	26	1.36%
DnBCrawler-Analytics	25	1.31%
Applebot/0.1	21	1.10%
AhrefsBot/7.0	17	0.89%
AwarioBot/1.0	16	0.84%
meta-externalagent/1.1	16	0.84%
7Sitters/1.2	15	0.78%
GoogleOther	13	0.68%
Mediapartners-Google	13	0.68%
OAI-SearchBot/1.4	12	0.63%
Dataprovider	11	0.58%
Headless Chrome	8	0.42%
fake Bytespider	7	0.37%
DuckDuckBot/1.1	6	0.31%
ZoominfoBot	6	0.31%
SeznamBot/4.0	5	0.26%
VisionHeight	4	0.21%
Barkrowler/0.9	3	0.16%
CCBot/2.0	3	0.16%
GPTBot/1.3	3	0.16%

Search Engine Robots	Sessions	Percentage
Orbbot/1.1	3	0.16%
fake Googlebot	3	0.16%
BitSightBot/1.0	2	0.10%
DuckAssistBot/1.2	2	0.10%
fake OpenAI bot	2	0.10%
wpbot/1.4	2	0.10%
360Spider	1	0.05%
Brightbot 1.0	1	0.05%
CheckMarkNetwork/1.0	1	0.05%
DataForSeoBot/1.0	1	0.05%
DeepSeekBot/1.0	1	0.05%
InternetMeasurement/1.0	1	0.05%
Lanai	1	0.05%
Other	9	0.47%
<b>Total</b>	<b>1,911</b>	<b>100.00%</b>

## Page Analysis

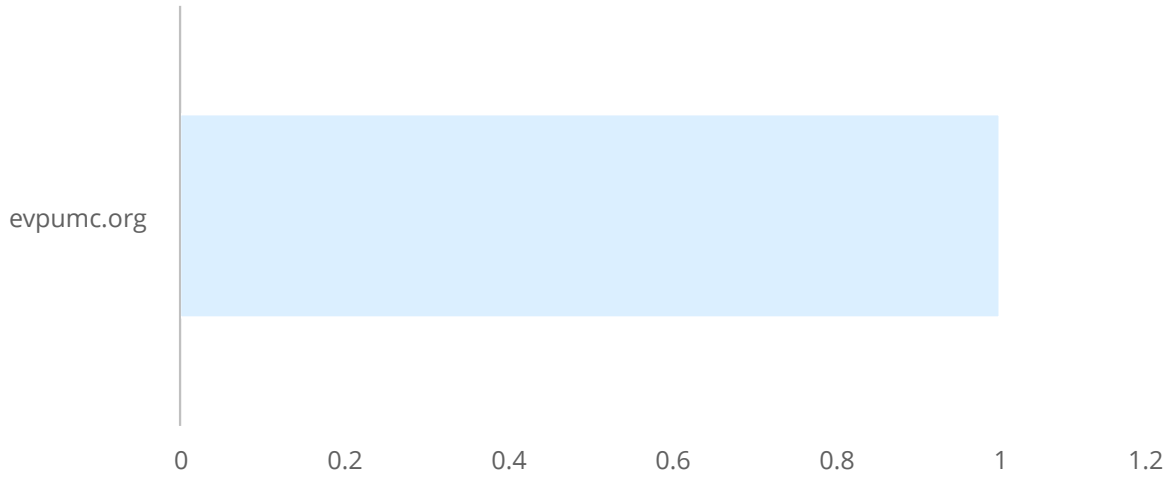
### Most Frequently Visited Pages



Pages	Sessions	Percentage
/Default.htm	1,235	37.33%
/Elim.htm	206	6.23%
/Announce.htm	126	3.81%
/Offerings.htm	117	3.54%
/Stats.htm	117	3.54%

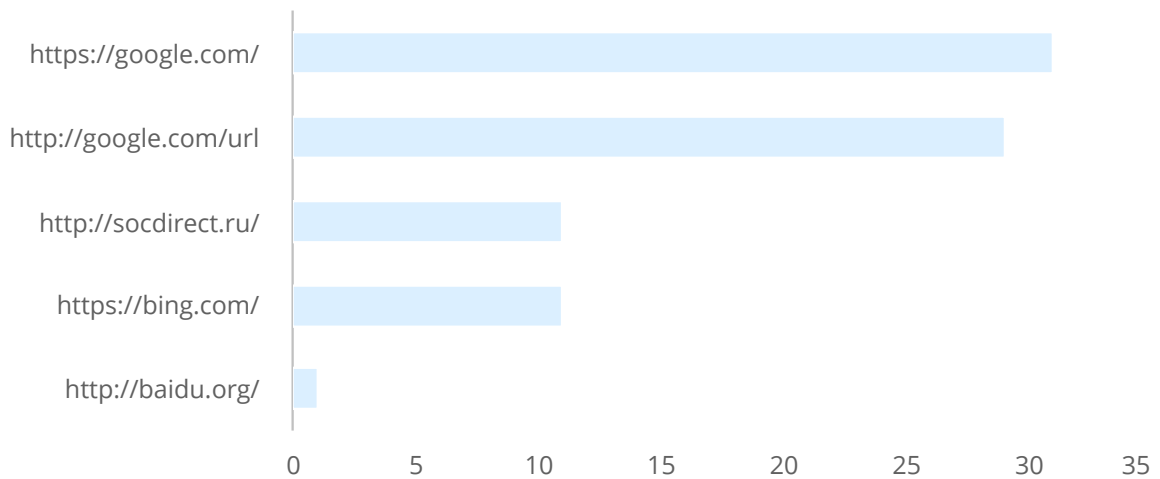
Pages	Sessions	Percentage
/M-Statement.htm	115	3.48%
/NewsletterIdx.htm	110	3.33%
/St_Johns.htm	105	3.17%
/Believe.htm	103	3.11%
/Sermons.htm	103	3.11%
/Video.htm	102	3.08%
/Worship.htm	95	2.87%
/web_links.htm	94	2.84%
/VideoServices.htm	92	2.78%
/Calendar.htm	87	2.63%
/Elim_M-Statement.htm	66	2.00%
/CalendarOld.htm	65	1.96%
/missions.htm	56	1.69%
/Elim-HISTORY.htm	54	1.63%
/St_Johns-HISTORY.htm	49	1.48%
/StJohns_M-Statement.htm	46	1.39%
/valley_views0813.htm	45	1.36%
/valley_views0913.htm	44	1.33%
/valley_views1013.htm	38	1.15%
/valley_views1113.htm	38	1.15%
<b>Total</b>	<b>3,308</b>	<b>100.00%</b>

## Keywords



Keywords	Sessions
evpumc.org	1

## Referring Pages

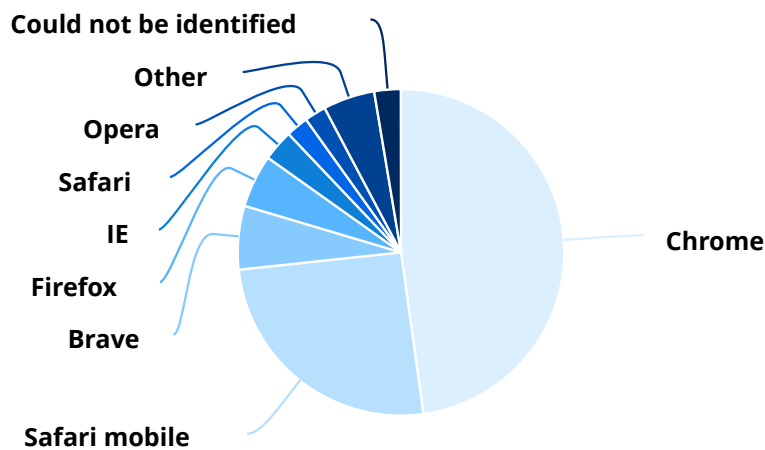


Pages	Sessions
https://google.com/	31
http://google.com/url	29
http://socdirect.ru/	11
https://bing.com/	11
http://baidu.org/	1
http://slower.co	1
https://bing.org/	1
https://globalecommerce.org	1

Pages	Sessions
https://google.com/search	1
https://google.org/	1
https://l.facebook.com/	1
https://sites.google.com	1
https://t.co/	1
https://yahoo.org/	1
https://yandex.org/	1

## Browsers & Systems

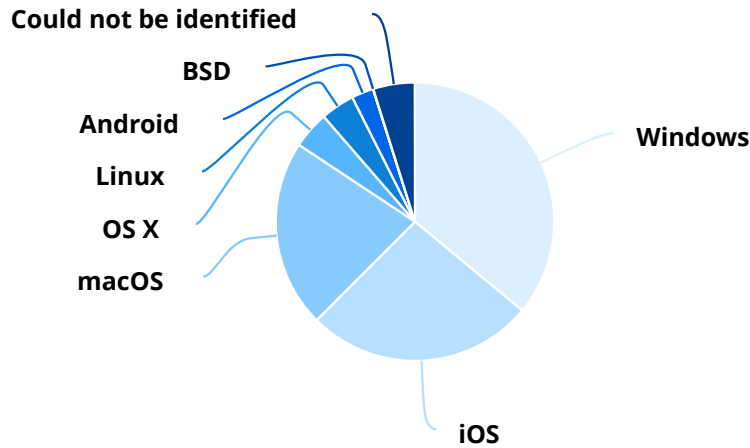
### Browsers



Browsers	Sessions	Percentage
Chrome	1,341	47.81%
Safari mobile	715	25.49%
Brave	177	6.31%
Firefox	147	5.24%
IE	86	3.07%
Safari	62	2.21%
Opera	60	2.14%
Chrome Mobile	35	1.25%
Microsoft Edge	22	0.78%
Firefox mobile	17	0.61%
Firefox for iOS	10	0.36%
AOL Desktop	7	0.25%
Android HttpURLConnection	6	0.21%

Browsers	Sessions	Percentage
Iron	5	0.18%
Opera Mobile	5	0.18%
AOL Shield	4	0.14%
AOL Explorer	3	0.11%
Mobile Samsung Browser	3	0.11%
Craving Explorer	2	0.07%
Kinza	2	0.07%
Sputnik Browser	2	0.07%
UC Browser mobile	2	0.07%
Yandex.Browser mobile	2	0.07%
Android WebView	1	0.04%
Android browser	1	0.04%
Facebook App	1	0.04%
Google App	1	0.04%
MIUI Browser	1	0.04%
Microsoft Edge mobile	1	0.04%
OkHttp	1	0.04%
Python-httpx	1	0.04%
Trafilatura	1	0.04%
Vivaldi	1	0.04%
WeChat App	1	0.04%
Whale	1	0.04%
Yandex.Browser	1	0.04%
axios	1	0.04%
cURL	1	0.04%
httpx	1	0.04%
Could not be identified	74	2.64%
<b>Total</b>	<b>2,805</b>	<b>100.00%</b>

## Operating Systems



Operating Systems	Sessions	Percentage
Windows	1,010	36.01%
iOS	743	26.49%
macOS	612	21.82%
OS X	121	4.31%
Linux	111	3.96%
Android	71	2.53%
BSD	1	0.04%
Could not be identified	136	4.85%
<b>Total</b>	<b>2,805</b>	<b>100.00%</b>

## Visitor Locations

### Countries

Countries	Sessions	Percentage
United States	612	21.82%
Singapore	185	6.60%
Brazil	179	6.38%
China	177	6.31%
Germany	123	4.39%
Vietnam	61	2.17%
Argentina	51	1.82%
Bangladesh	50	1.78%
Colombia	40	1.43%
Pakistan	40	1.43%

Countries	Sessions	Percentage
Hong Kong SAR China	37	1.32%
South Africa	37	1.32%
France	36	1.28%
Iraq	33	1.18%
Mexico	30	1.07%
Morocco	29	1.03%
United Kingdom	28	1.00%
Indonesia	27	0.96%
South Korea	27	0.96%
Chile	23	0.82%
Jordan	23	0.82%
Kenya	23	0.82%
Sweden	23	0.82%
Venezuela	23	0.82%
Japan	20	0.71%
Ecuador	19	0.68%
Türkiye	18	0.64%
Canada	17	0.61%
Netherlands	17	0.61%
Russia	16	0.57%
Uzbekistan	16	0.57%
India	15	0.53%
Nigeria	15	0.53%
Bolivia	13	0.46%
Finland	13	0.46%
Peru	13	0.46%
Ukraine	13	0.46%
Costa Rica	12	0.43%
Spain	12	0.43%
Kazakhstan	12	0.43%
United Arab Emirates	11	0.39%
Senegal	11	0.39%
Uruguay	11	0.39%
Malaysia	10	0.36%
Saudi Arabia	10	0.36%

Countries	Sessions	Percentage
Ireland	9	0.32%
Philippines	9	0.32%
Paraguay	9	0.32%
Algeria	8	0.29%
Oman	8	0.29%
Other	165	5.88%
Could not be identified	386	13.76%
<b>Total</b>	<b>2,805</b>	<b>100.00%</b>

## Continents

Continents	Sessions	Percentage
Asia	807	28.77%
North America	692	24.67%
South America	384	13.69%
Europe	320	11.41%
Africa	155	5.53%
Oceania	4	0.14%
Could not be identified	443	15.79%
<b>Total</b>	<b>2,805</b>	<b>100.00%</b>

## Information about the evaluations

### Visitors

This evaluation shows how many visitors accessed your website. Visitors are uniquely identified on the basis of the IP address and the browser ID. If a visitor goes to your website more than once a day, only one visitor is counted.

### Sessions

This evaluation shows the number of sessions. A session starts when a visitor accesses your website and ends when he or she leaves it. A session ends automatically after 30 minutes without activity. If a visitor goes to your website more than once a day, multiple sessions are counted.

### Search Engine Robots

This evaluation shows which search engine robots have accessed the pages of your website. Search engine robots automatically search the content of websites in order to keep search engine entries up to date.

## Most Frequently Visited Pages

This evaluation shows which pages of your website were visited most often.

## Keywords

This evaluation shows the keywords with which your website was most commonly found in search engines.

## Referring Pages

This evaluation shows the websites from which visitors were transferred to your website.

## Browsers

This evaluation shows which browsers visitors used to access your website. This way, you know which browsers to optimize your website for, for example.

## Operating Systems

This evaluation shows which operating systems visitors used to access your website. This way, you know which operating systems are most popular with your visitors, for example, and you can optimize your website for these operating systems.

## Countries

This evaluation shows the countries from which visitors accessed your website.

## Continents

This evaluation shows the continents from which visitors accessed your website.